

# FX-ATS USER GUIDE

System can be used on any TimeFrame given by Metatrader 4, but we suggest you use it on H1 charts, which provide better results.

## HOW TO USE IT

### MAIN CHART

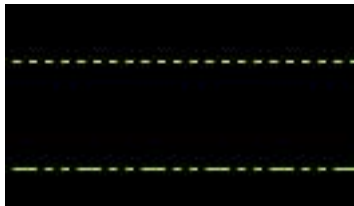
- **Pivot – Support – Resistance Levels (TEXT)**

```
GBPUSD,H1 1.9109 1.9118 1.9104 1.9106
PV3_10
R3=1.9209
R2=1.9146
R1.5=1.9122
R1=1.9098
R0.5=1.9066
P=1.9035
S0.5=1.9011
S1=1.8987
S1.5=1.8955
S2=1.8924
S3=1.8876
```


- **Pivot Line**



- **Support Lines**







- **Resistance Lines**





- **Long Signal** 

- **Short Signal** 

- SHI Indicator  (Indicates a correction from latest signal)
- Support Prices  (Example)
- Resistance Prices  (Example)
- Pivot Price  (Example)

## FILTER

- Up Signal  (Green Arrow)
- Down Signal  (Red Arrow)

# HOW TO TRADE IT

## STRONG SIGNALS

- LONG: LIGHT-BLUE ARROW + GREEN ARROW
- SHORT: PINK ARROW + RED ARROW



## WEAK SIGNALS

- LONG: LIGHT-BLUE ARROW + RED ARROW
- SHORT: PINK ARROW + GREEN ARROW

